


## Designer Colours


There are many factors that affect the final colour of insitu concrete. It is recommended that trial sections using the local raw materials and finishing techniques are made where the shade is important to the project. This is more critical with pastel shades. Different cement types and finishing practices can cause large variations in the final colour.

In order to protect your investment we recommend the use of a good quality clear concrete sealer. Sealing not only protects the surface from wear and dirt but also enhances the colour.

### Riverstone



101




102



103


### Slate



201



202




203

### Autumn



301



302



303

### Desert



401




402



403


### Clay



501




502



503

### Sandstone



601




602



603

### Tussock



701




702



703

### Coastal



801



802



803

### Greenstone



